

The new energy-saving  
models from Winterhalter.



**Intelligent technology**  
for efficient washing.



→ Glass- and dishwashers with an optimised rinse system

- GS 215
- GS 302 / GS 315
- GS 502 / GS 515

→ Front loading glasswashers

- GS 202 ReTemp and GS 215 ReTemp

→ Rack pass through dishwashers

- GS 502 Energy and GS 515 Energy with exhaust air heat recovery
- GS 502 Energy+ and GS 515 Energy+ with combined exhaust air and waste water heat recovery

→ Pot, pan and utensil washers

- GS 640 Energy, GS 650 Energy and GS 660 Energy with exhaust air heat recovery

→ Rack conveyor and flight type dishwashers

- MT Series with new fresh air drying zone
- MTR Series with rinse water saving device



Commercial washing systems from Winterhalter

## Conserve resources – lower operating costs.



Water and energy consumption are among the most important criteria when deciding to buy a commercial dishwasher. As the years go by, its high consumption values can turn a dishwasher into an expensive purchase – or one that is extremely worthwhile instead. **Winterhalter's innovations and new processes allow you to significantly reduce your operating costs.**

**We invest in your cost-savings.** Winterhalter's new energy-saving models enable reduced consumption of water and/or energy – and maintain top-quality cleaning results. Winterhalter is friendly to the environment and your wallet by reducing long-term consumption of electricity, water, detergent and rinse aid. **Learn more about our innovations now.**



GS 215 / GS 302 / GS 315 / GS 502 / GS 515

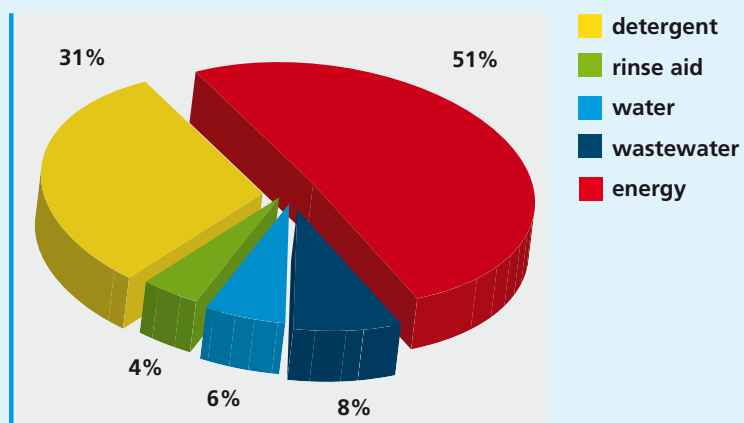
## Less is more.



A newly developed rinse system in the GS 215, GS 302, GS 315, GS 502 and GS 515 saves you money in every wash cycle. The system reduces fresh water consumption in every wash cycle, thereby reducing your operating costs. Enlarged jets increase the water's volume flow. Thus, glasses and dishes are sprayed more efficiently. This guarantees top quality results at a low cost. Analysis of consumption rates shows that a washer's fresh water consumption directly affects the costs of energy, detergent and rinse aid.

Heating, detergent and rinse aid cost an average of 2.7 cents per litre of fresh water. The largest parts of this expense comprise of energy and detergent costs – 51 % and 31 %, respectively.

→ Distribution of resource costs per litre of fresh water





An innovative system for reduced fresh water consumption



## The advantages to you:

GS 215 / GS 302 / GS 315 / GS 502 / GS 515

### with optimised rinse system

- **Water conservation:**

The optimised rinsing system in the GS 215 / GS 302 / GS 315 / GS 502 and GS 515 reduces fresh water consumption to only 2.4 l per wash cycle.

- **Reduced operating expenses:**

Consumption of all other resources such as energy, detergent and rinse aid is reduced in line with water consumption. With the GS 215 / GS 302 / GS 315, your operating costs are reduced by up to 13 % per year; the GS 502 / GS 515 can even reduce them by up to 20 %.

- **Convincingly good quality:**

Washers with the optimised rinsing system give an improved rinse result.

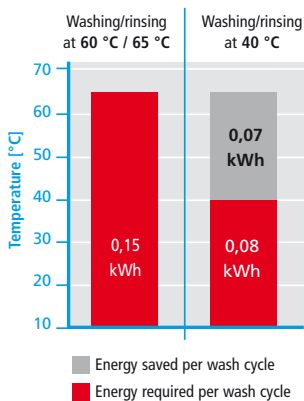
		GS 215	GS 302	GS 315	GS 502	GS 515
Rinse water volume before*	[l]	2.8	2.8	2.8	3.2	3.2
Optimised rinse water volume*	[l]	2.4	2.4	2.4	2.4	2.4

\* Under ideal conditions. The fresh water consumption depends on the on-site conditions. The precise adjustment takes place during commissioning.



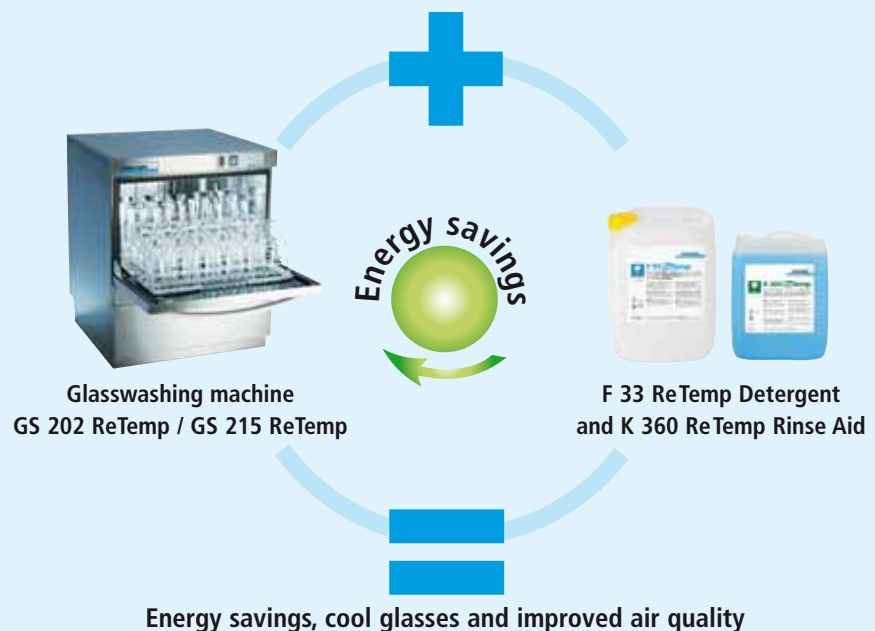
GS 202 ReTemp / GS 215 ReTemp

## Significant savings at 40°C.



ReTemp is Winterhalter's unique, innovative glasswashing process. It comprises of the **GS 202 ReTemp** or **GS 215 ReTemp glasswasher plus the F 33 ReTemp Detergent and the K 360 ReTemp Rinse Aid**. ReTemp lowers your energy costs through reduced tank and boiler temperatures. With ReTemp, the tank and boiler temperatures are only 40°C (instead of 60°C or 65°C). ReTemp Detergent and Rinse Aid are specially designed to wash and rinse effectively at 40°C. **The low tank and boiler temperatures result in an energy savings of up to 2,000 kWh per year. This reduces your operating costs by up to 16 %.**

→ ReTemp – the innovative glasswashing process at 40°C



ReTemp – the innovative  
glasswashing process



## The advantages to you:

### GS 202 ReTemp / GS 215 ReTemp

#### with reduced tank and boiler temperatures

- Big cost savings:**  
 The tank and boiler temperatures reduced to 40°C save energy every wash cycle, which translates into significant cost savings. Reduce your yearly operating costs by up to 16 %.
- Improved air quality:**  
 Washing and rinsing at only 40°C minimises the release of moist, warm water vapour when the machine door is opened, resulting in a long-term improvement of the air quality in the bar area.
- Hygienic safety:**  
 An independent institute certifies the ReTemp process, which consists of ReTemp glasswashers combined with F 33 ReTemp Detergent and K 360 ReTemp Rinse Aid, delivering hygienically perfect cleaning results.
- No waiting:**  
 Reducing the temperature to 40°C means the glasses can be used almost immediately: they require only a short cooling time.
- Dry cleaning results:**  
 The Winterhalter Rinse Aid, specially developed for a temperature of 40°C, makes it possible for glasses to dry at low temperatures.
- Good beer head stability:**  
 The low glass temperature and the specially developed Rinse Aid ensure beer head stability and guarantee maximum drinking pleasure.



Microbiological tests at an independent certification institute confirm the outstanding hygiene of the GS 202 ReTemp and the GS 215 ReTemp. In addition, these machines fulfil the hygiene requirements of DIN 10511.

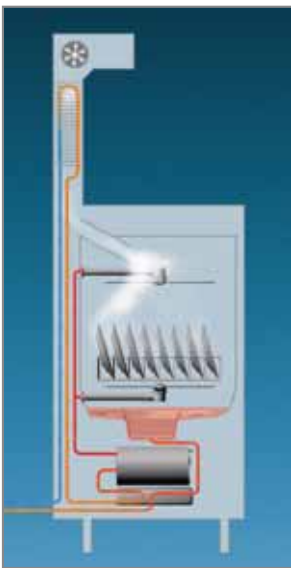
		GS 202 ReTemp	GS 215 ReTemp
Selectable rinse temperature	[°C]	40 / 65	40 / 65
Tank temperature	[°C]	40	40
Rinse water volume	[l]	2.4	2.4

Under ideal conditions. The fresh water consumption depends on the on-site conditions. The precise adjustment takes place during commissioning.



GS 500 Energy Series / GS 500 Energy<sup>+</sup> Series

## Full steam ahead for savings.

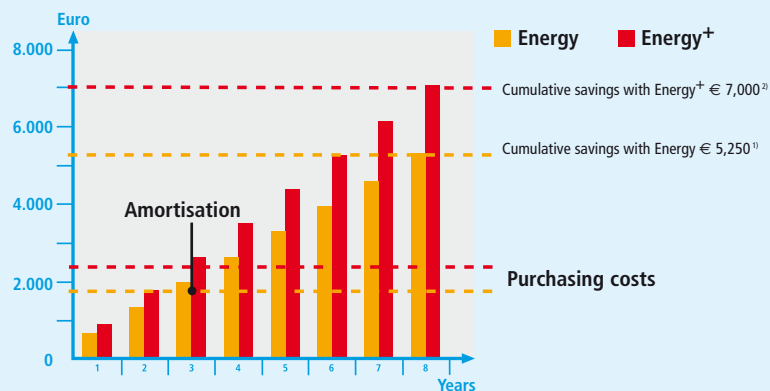


Schematic diagram of the heat recovery process in the GS 502 Energy<sup>+</sup> (only possible with cold water connection)

Each time clean dishes are unloaded, moist, warm water vapour escapes – valuable energy that basically disappears into thin air. The GS 502 Energy / GS 515 Energy transform it into a real benefit with the help of an exhaust air heat exchanger. The machines draw the vapour directly out of the interior, in advance when the hood is closed, and use the vapour's energy to heat the cold supply water. **This lowers your energy costs by up to € 5,250 over eight years** and also improves the air quality.

The GS 502 Energy<sup>+</sup> / GS 515 Energy<sup>+</sup> are additionally equipped with a waste water heat exchanger and use the energy from their waste water. **This increases the savings to € 7,000 over eight years.**

→ **An investment that pays off:** An investment in good air quality with the GS 500 Energy Series / GS 500 Energy<sup>+</sup> Series pays for itself in less than three years.



<sup>1)</sup> Basis for calculation: 0.09 kWh/wash cycle x 0.16 €/kWh x 125 wash cycles / day x 365 operating days/year x 8 years = ca. € 5,250 saved in 8 years

<sup>2)</sup> Basis for calculation: 0.12 kWh/wash cycle x 0.16 €/kWh x 125 wash cycles / day x 365 operating days/year x 8 years = ca. € 7,000 saved in 8 years

Energy / Energy<sup>+</sup>:  
innovative energy recovery



## The advantages to you:


### GS 502 Energy / GS 515 Energy / GS 502 Energy<sup>+</sup> / GS 515 Energy<sup>+</sup> with exhaust air and wastewater heat recovery

- **Reduced total connected load:**  
The total connected loads of the GS 502 Energy / GS 515 Energy are lowered by 3 kW. Those of the GS 502 Energy<sup>+</sup> / GS 515 Energy<sup>+</sup> are reduced by 6 kW.
- **Reduced energy expenses:**  
With the GS 502 Energy / GS 515 Energy, you will save € 5,250 in eight years; with the GS 502 Energy<sup>+</sup> / GS 515 Energy<sup>+</sup> you can even save € 7,000.
- **Excellent air quality:**  
The heat exchanger reduces the exhaust air temperature by more than 50 percent. The absolute humidity now amounts to only approx. 20% of the values without exhaust air heat recovery. This permanently improves the room climate. Investing in an additional exhaust hood is not required.\*

\*An air admission and evacuation system in the washing kitchen that conforms to VDI 2052 is required.
- **An investment that pays for itself:**  
The heat recovery of both series pays for itself in less than 3 years.

	GS 502 Energy	GS 502 Energy <sup>+</sup>	GS 515 Energy	GS 515 Energy <sup>+</sup>
Total height [mm]	2145	2145	2235	2235
Rinse water volume* [l]	2.4	2.4	2.4	2.4
Total connected load [kW] (Cold water connection up to 20°C)	12.5	9.5	12.6	9.6

\* Under ideal conditions. The fresh water consumption depends on the on-site conditions. The precise adjustment takes place during commissioning.



GS 600 Energy Series

## Big savings.



Schematic diagram of the heat recovery process in the GS 640 Energy (only possible with cold water connection)

With their reversing washing systems, the pot, pan and utensil washers GS 640 Energy, GS 650 Energy and GS 660 Energy take care of the toughest dirt. **They possess a well-designed hygiene concept, which includes a triple filter system, a self-cleaning programme and Mediamat Cyclo wash water filtration.**

**The GS 640 Energy, GS 650 Energy and GS 660 Energy are powerful – but are also very cost-efficient.** Just like the basic models in the GS 600 Series, they offer extremely low water consumption.

**The GS 600 Energy models are additionally equipped with an exhaust air heat exchanger.** This enables them to utilise the moist, warm water vapour that escapes when the clean utensils are removed to heat the cold supply water. For this purpose, the vapour is drawn directly out of the machine before the door is opened. **This lowers your energy costs each year by up to 10 % and improves the room's air quality as well.**



## The advantages to you:

### GS 640 Energy / GS 650 Energy / GS 660 Energy

#### with exhaust air heat recovery

- Reduced energy costs:**  
 With the GS 640 Energy and the GS 650 Energy, you can save around € 260 per year; the GS 660 Energy will save you up to € 280 per year.
- Reduced total connected load:**  
 The total connected load of the GS 640 Energy and the GS 650 Energy can be lowered by 6 kW to a mere 8.4 kW. The GS 660 Energy can be lowered to 9.8 kW.
- Excellent air quality:**  
 The heat exchanger reduces the exhaust air temperature by more than 50 percent. The absolute humidity now amounts to only approx. 20 % of the values without exhaust air heat recovery. This permanently improves the room climate.

		GS 640 Energy	GS 650 Energy	GS 660 Energy
Total height	[mm]	2201 ± 20	2371 ± 20	2371 ± 20
Boiler power consumption	[kW]	6	6	6
Total connected load	[kW]	8.4	8.4	9.8



MT Series with the new fresh air drying zone

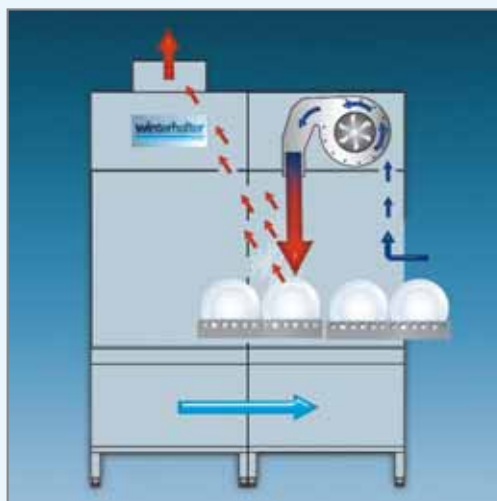
## More than just hot air.



The MT Series' new fresh air drying zone produces an even better drying result with lower connection ratings and consumption values. The new process takes dry, fresh air from the kitchen, then draws it directly through the machine's exhaust air ventilator into the customer's ventilation system.

The result: a reduction of the relative humidity in the drying zone of approximately 10 %. This significantly improves the absorption of moisture. In this way, the MT Series with the new fresh air drying zone gives excellent drying results while consuming less energy. In addition, the heat and moisture content of the air that escapes are considerably reduced. This significantly improves the air quality in the wash area.

→ The MT Series' new fresh air drying zone





The new fresh air drying zone reduces your energy costs

## The advantages to you:

### MT Series

#### with the new fresh air drying zone

- **Considerable energy savings:**  
Energy consumption is reduced by a minimum of 33 %, lowering your operating costs even more.

- **Reduced connection ratings:**  
The total connected value of the MT Series with the new fresh water drying zone is lower by 2 kW or 4 kW.

- **Simply dry:**  
The new fresh air process gives a significantly improved drying result and makes manual drying a thing of the past.

- **Comfortable work environment:**  
A minimised amount of heat radiating out of the machine's outfeed area as well as reduced dish temperatures ensure improved air quality in your washing kitchen and make handling easier.

The reduced connection ratings and consumption values of the MT Series with the new fresh air drying zone enable you to significantly lower your energy costs:

M-drying zone:  
→ 4 kW instead of the previous 6 kW or 12 kW

L-drying zone:  
→ 4 kW instead of the previous 6 kW or 12 kW

XL-drying zone:  
→ 2 x 4 kW instead of the previous 12 kW or 18 kW



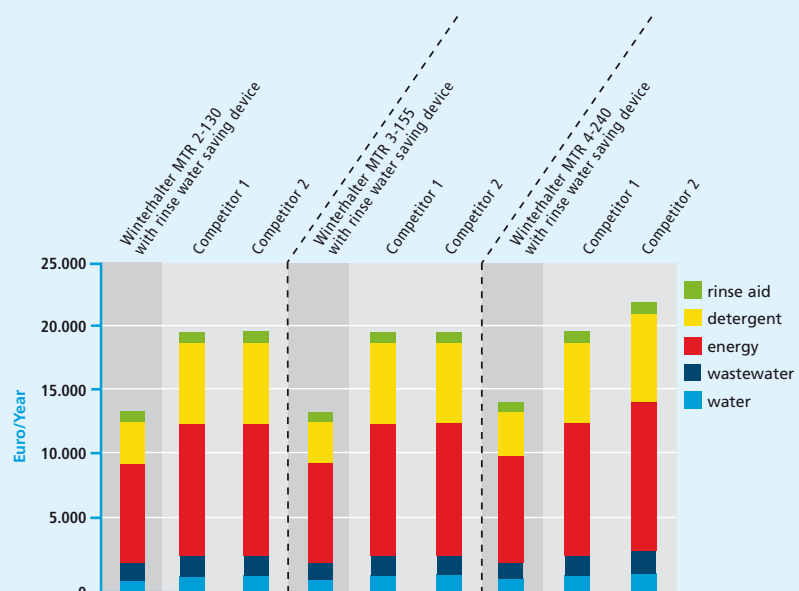
MTR Series with rinse water saving device

## Unleash big savings potential.



The MTR Series' optimised rinse system lowers fresh water consumption by 25 % – 30 %. The number of jets has been reduced from ten to seven for this purpose. The lower rinse arm swings perpendicular to the pass through direction of the dishes. This swinging motion guarantees that the dishes are completely covered. The reduced number of jets considerably lowers the rinse water volume **with, as usual, excellent cleaning results.**

→ Comparison of rinse-water dependent costs for rack conveyor dishwashing machines



Less rinse water –  
reduced operating costs



## The advantages to you:

### MTR Series

#### with rinse water saving device

- **Large water savings:**  
Depending on the model, between 64 and 135 l of rinse water can be saved per hour. That equals **25 % – 30 % of the rinse water volume.**
- **Reduced operating costs:**  
Consumption of all other resources such as energy, detergent and rinse aid is reduced to the same degree as that of water consumption. Depending on the model, this can enable you to **cut operating expenses by up to € 6,000 per year.**
- **Reduced connection ratings:**  
The optional rinse water saving device significantly lowers the total connected loads of the various models even more.

Model	Rinse water consumption	
	Standard	with rinse water saving device
MTR 2-115 [l/h]*	260	190
MTR 2-130 [l/h]*	260	190
MTR 3-155 [l/h]*	260	190
MTR 3-170 [l/h]*	260	190
MTR 3-210 [l/h]*	280	190
MTR 4-210 [l/h]*	280	190
MTR 4-240 [l/h]*	300	210
MTR 4-250 [l/h]*	320	220
MTR 4-300 [l/h]*	360	250

\* Under ideal conditions. The fresh water consumption depends on the on-site conditions. The precise adjustment takes place during commissioning.

**Winterhalter** Gastronom GmbH  
Commercial Dishwashing Systems

Tettninger Strasse 72  
88074 Meckenbeuren · Germany  
Telephone +49 (0) 75 42 402-0  
Telefax +49 (0) 75 42 402-187

[www.winterhalter.biz](http://www.winterhalter.biz)  
[info@winterhalter.biz](mailto:info@winterhalter.biz)

